


# X382 SERIES

THREE PHASE CAPACITOR



## APPLICATION

- ✓ FILTER FOR 3 PHASE AC APPLICATIONS
- ✓ POWER FACTOR CORRECTION

## CHARACTERISTICS

- ✓ HIGH CAPACITANCE VALUES
- ✓ UP TO 0.5A/ $\mu$ F CURRENT RATING
- ✓ QUICK CONNECTION POINTS (SIGUT TERMINALS)
- ✓ UL RECOGNIZED FAIL SAFE PRESSURE DEVICE
- ✓ ROHS COMPLIANT
- ✓ CONFORMS TO IEC61071, UL810, IEC60831

## **CONSTRUCTION**

<b>ELECTRODE:</b>	METALLIZED POLYPROPYLENE
<b>CASE:</b>	ALUMINUM
<b>POTTING:</b>	WET TYPE – ENVIRONMENTALLY SAFE VEGETABLE OIL DRY TYPE – ASC SOFT GEL
<b>TERMINALS:</b>	SIGUIT QUICK CONNECTION SLOTS

## **ELECTRICAL CHARACTERISTICS**

<b>CAP:</b>	PER TABLE $\pm$ (STANDARD TOLERANCE OF 5% AND 10%) WHEN MEASURED OR REFERRED TO AT $1k \pm 10$ Hz AND $25 \pm 5^{\circ}C$ .
<b>DF:</b>	SHALL NOT BE GREATER THAN 0.8% WHEN MEASURED AT OR REFERRED TO $1k \pm 10$ Hz AND $25 \pm 5^{\circ}C$ .
<b>IR:</b>	$10,000 M\Omega * \mu F$ MEASURED AT 100VDC AND $25 \pm 5^{\circ}C$ .

### **DIELECTRIC STRENGTH:**

**TERMINAL TO TERMINAL ( $U_T$  OR T-T):**  $2.15 * U_{NDC}$  FOR 10 SECONDS

**TERMINAL TO CASE ( $U_T$  OR T-C):** 3000VAC FOR 3 SECONDS

**OPERATING TEMPERATURE:**  $-40^{\circ}C$  TO  $+70^{\circ}C$

**RATED CURRENT:** PER TABLE BASED ON 50/60HZ OPERATION FREQUENCY

**LIFE:** 100,000 HOURS @  $70^{\circ}C$  AND FULL RATED VOLTAGE AND CURRENT

**STANDARD:** IEC61071, IEC60831, UL810

**TYPICAL TOLERANCE:**  $\pm 3, 5, 6, 10$  & 20% (OTHERS AVAILABLE UPON REQUEST)

**BLEED RESISTOR:** CAPABLE OF REDUCING VOLTAGE TO 50V OR LESS IN 1 MINUTE PER UL810. \*INCLUDED WITH SHIPMENT\*

**MOUNTING POSITION:** UPRIGHT (OIL FILLED) OR UPRIGHT/HORIZONTAL (WITH ADEQUATE SUPPORT) GEL FILLED.

**OVERVOLTAGE:**  $V_r + 30\%$  UP TO 1 MINUTE PER DAY.

**OVERCURRENT:** UP TO  $1.3 * \text{RATING}$  INCLUDING HARMONICS FOR A MAXIMUM OF 1 MINUTE PER DAY.

## STATIC VALUE TABLE (DELTA CONFIGURATION) 60HZ

Value listed is individual element value. Delta readings ~50% higher.

CAPACITANCE (μF)*	VAC* URMS	Rs (ESR) MΩ	IRMS** A	IPK A	DV/DT μS	"D" +/-1MM MM (IN)	"CH" +3/-1.5MM MM (IN)	UNITS/BOX	BLEEDER RESISTOR VALUE KOHMS MAX
3 x 50	240	3 x 1.2	3 x 12	750	25.8	75 (2.95)	192 (7.56)	16	400
3 x 100		3 x 0.8	3 x 24	1200	21.5	85 (3.34)	192 (7.56)	9	300
3 x 150		3 x 1.4	3 x 36	1200	13.2	85 (3.34)	268 (10.55)	9	133
3 x 233		3 x 0.8	3 x 55	1900	14.3	116 (4.57)	268 (10.55)	5	85
3 x 50	300	3 x 1.3	3 x 15	750	25.8	75 (2.95)	192 (7.56)	16	360
3 x 100		3 x 0.8	3 x 30	1200	21.5	85 (3.34)	192 (7.56)	9	180
3 x 150		3 x 0.6	3 x 44	2000	23.6	85 (3.34)	192 (7.56)	9	120
3 x 185		3 x 0.5	3 x 55	2300	21.5	116 (4.57)	192 (7.56)	5	96
3 x 25	480	3 x 2.5	3 x 12	500	20.0	75 (2.95)	192 (7.56)	16	613
3 x 50		3 x 1.3	3 x 25	1000	34.5	100 (3.94)	192 (7.56)	9	306
3 x 100		3 x 0.6	3 x 50	2000	34.5	136 (5.35)	192 (7.56)	4	153
3 x 12.5	600	3 x 2.5	3 x 8	600	25.8	75 (2.95)	192 (7.56)	16	1500
3 x 25		3 x 2.0	3 x 15	1000	25.0	85 (3.34)	192 (7.56)	9	760
3 x 50		3 x 1.1	3 x 30	1200	42.0	116 (4.57)	192 (7.56)	5	253
3 x 75		3 x 1.1	3 x 45	1500	36.0	136 (5.35)	230 (9.06)	4	168

\*Other capacitance values, voltages, current, can sizes available upon request

\*\*RMS current based on total current including fundamental and all harmonics

## STATIC VALUE TABLE (DELTA CONFIGURATION) 50HZ

Value listed is individual element value. Delta readings ~50% higher.

CAPACITANCE (μF)	VAC* URMS	Rs (ESR) MΩ	IRMS** A	IPK A	DV/DT μS	"D" +/-1MM MM (IN)	"CH" +3/-1.5MM MM (IN)	UNITS/BOX	BLEEDER RESISTOR VALUE KOHMS MAX
3 x 33	450	3 x 1.6	3 x 12	900	33.9	75 (2.95)	170 (6.69)	16	464
3 x 40		3 x 1.2	3 x 16	1300	32.5	75 (2.95)	170 (6.69)	16	383
3 x 100		3 x 0.6	3 x 38	3000	30.0	116 (4.57)	170 (6.69)	5	153
3 x 14	600	3 x 2.2	3 x 10	400	28.6	75 (2.95)	170 (6.69)	16	904
3 x 25		3 x 1.4	3 x 15	700	28.0	85 (3.35)	170 (6.69)	9	506
3 x 50		3 x 0.7	3 x 26	1300	26.0	116 (4.57)	170 (6.69)	5	253
3 x 9.7	760	3 x 2.2	3 x 10	600	61.8	75 (2.95)	192 (7.56)	16	1168
3 x 16.7		3 x 1.3	3 x 12	1000	59.8	100 (3.94)	192 (7.56)	9	678
3 x 22		3 x 1.0	3 x 15	1300	59.0	100 (3.94)	192 (7.56)	9	515
3 x 33.4		3 x 0.7	3 x 25	1800	53.8	116 (4.57)	192 (7.56)	5	339
3 x 55.7		3 x 0.7	3 x 40	2500	44.8	136 (5.35)	215 (8.46)	4	203
3 x 8.0	850	3 x 2.5	3 x 6	300	25.0	75 (2.95)	245 (9.64)	16	1250
3 x 12.0		3 x 1.7	3 x 13	600	33.0	85 (3.35)	245 (9.64)	9	833
3 x 25		3 x 0.9	3 x 22	1200	32.0	116 (4.57)	245 (9.64)	5	400
3 x 55.7		3 x 0.5	3 x 40	2300	27.5	136 (5.35)	245 (9.64)	4	179

\*Other capacitance values, voltages, current, can sizes available upon request

\*\*RMS current based on total current including fundamental and all harmonics

**Note: Current ratings given are based on less than 10C heat rise. If these currents are exceeded, it is the responsibility of the end user should monitor temperature so that maximum ratings are not exceeded. Maximum terminal current is 55ARMS continuous.**

## KVAR RATINGS (DELTA CONFIGURATION) 60HZ

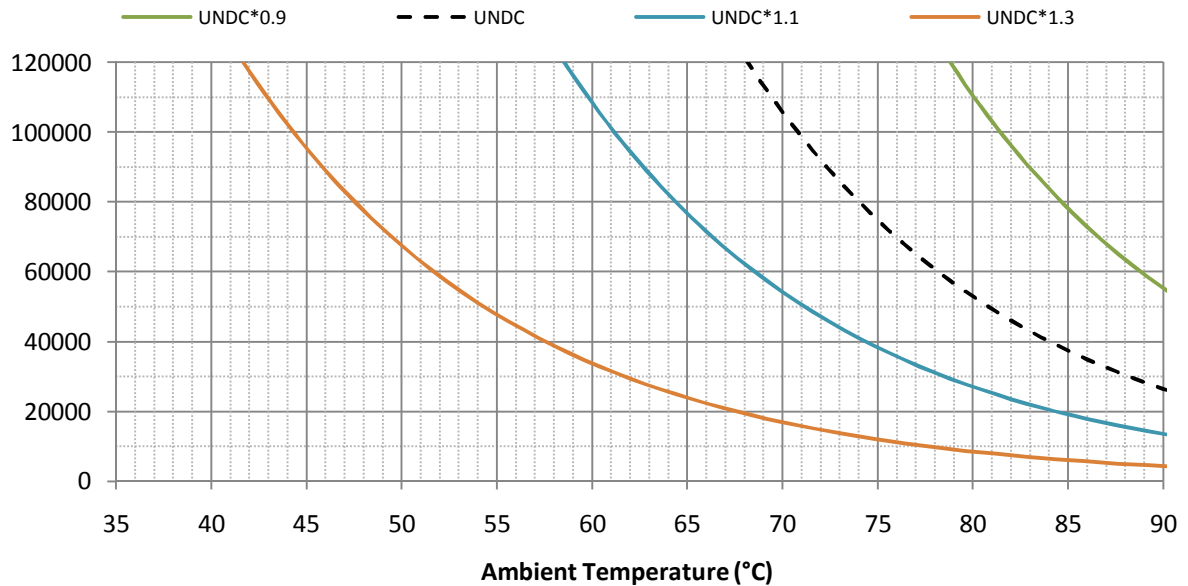
KVAR RATING & CAPACITANCE KVAR(μF)	VAC* URMS	R <sub>s</sub> (ESR) MΩ	I <sub>RMS</sub> ** A	I <sub>PK</sub> A	DV/DT μS	"D" +/-1MM MM (IN)	"CH" +/-1.5MM MM (IN)	UNITS / BOX	BLEEDER RESISTOR VALUE KOHMS MAX
5 (3 x 76.8)	240	3 x 1.2	3 x 12	750	25.8	75 (2.95)	192 (7.56)	16	2083
10 (3 x 153.0)		3 x 0.8	3 x 24	1200	21.5	85 (3.34)	192 (7.56)	9	1045
15 (3 x 230.0)		3 x 1.4	3 x 36	1200	13.2	85 (3.34)	268 (10.55)	9	695
5 (3 x 49.2)	300	3 x 1.8	3 x 15	700	24.9	75 (2.95)	192 (7.56)	16	365
10 (3 x 98.3)		3 x 1.0	3 x 29	1400	24.9	100 (3.94)	192 (7.56)	9	183
15 (3 x 147.4)		3 x 0.7	3 x 43	2100	24.9	116(4.57)	192 (7.56)	5	122
5 (3 x 19.2)	480	3 x 2.9	3 x 10	150	7.8	75 (2.95)	192 (7.56)	16	798
10 (3 x 38.4)		3 x 1.5	3 x 19	800	37.9	100 (3.94)	192 (7.56)	9	399
15 (3 x 57.6)		3 x 1.0	3 x 27	1200	37.9	116 (4.57)	192 (7.56)	5	266
20 (3 x 76.8)		3 x 0.8	3 x 36	1600	37.9	136 (5.35)	192 (7.56)	4	199
25 (3 x 115.2)		3 x 0.9	3 x 45	1700	31.0	136 (5.35)	215 (8.46)	4	132
30 (3 x 172.8)		3 x 0.7	3 x 63	2100	24.9	116 (4.57)	268 (10.55)	5	90
5 (3 x 12.3)	600	3 x 3.4	3 x 8	300	25.4	75 (2.95)	192 (7.56)	16	1029
10 (3 x 24.5)		3 x 1.8	3 x 15	600	25.4	100 (3.94)	192 (7.56)	9	517
15 (3 x 36.9)		3 x 1.4	3 x 22	1000	42.0	116 (4.57)	192 (7.56)	5	355
20 (3 x 49.2)		3 x 1.1	3 x 29	1400	51.0	136 (5.35)	192 (7.56)	4	257
25 (3 x 61.43)		3 x 1.0	3 x 36	1400	41.1	136 (5.35)	215 (8.46)	4	206
30 (3 x 73.72)		3 x 1.8	3 x 43	1200	28.3	136 (5.35)	268 (10.55)	4	171
35 (3 x 86.01)		3 x 1.6	3 x 50	1400	28.3	136 (5.35)	268 (10.55)	4	147
40 (3 x 98.3)		3 x 1.4	3 x 57	1600	24.9	116 (4.57)	268 (10.55)	5	108

\*Other capacitance values, voltages, current, can sizes available upon request

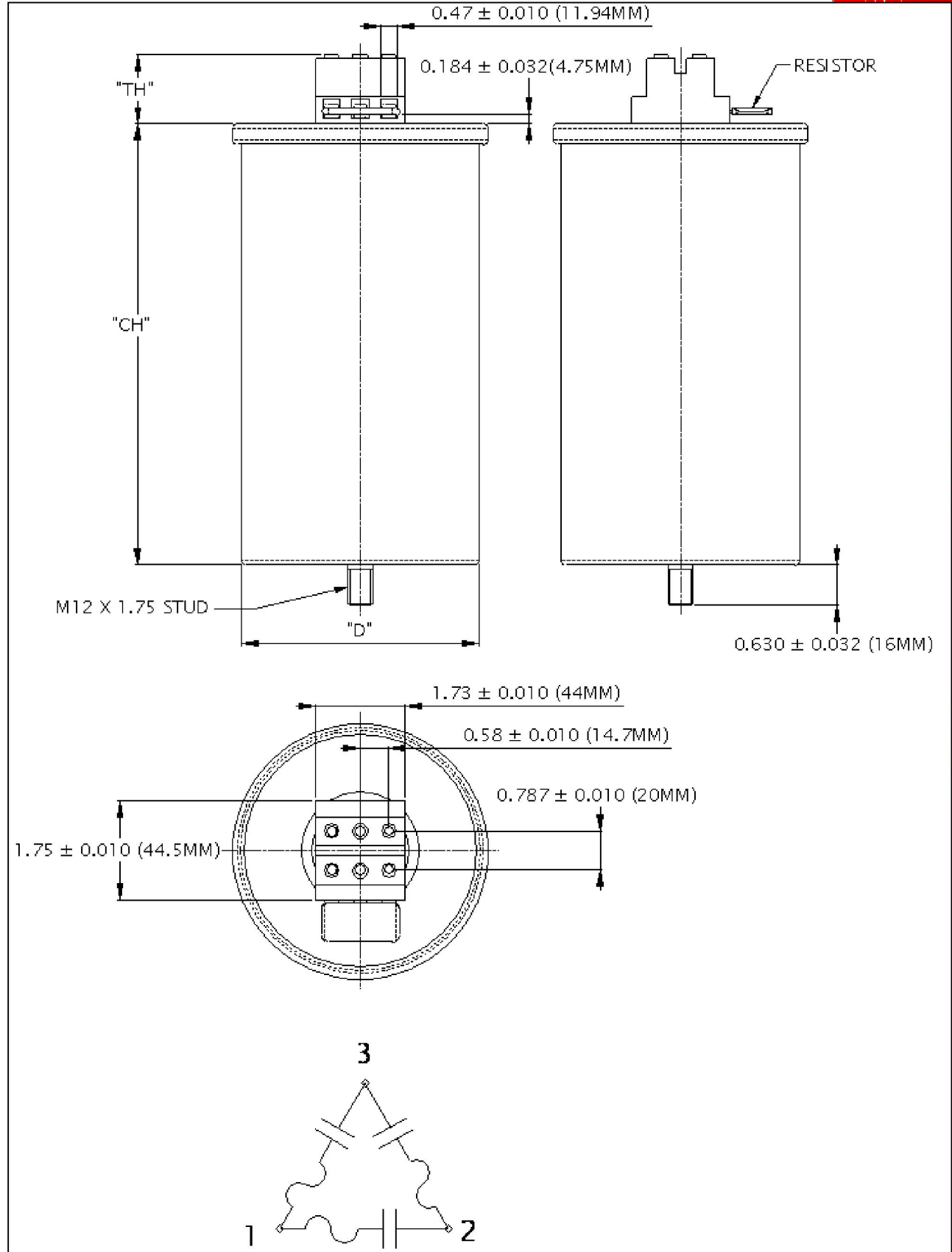
\*\*RMS current based on total current including fundamental and all harmonics

## LIFE CHARACTERISTICS

### Capacitor Life (hours) vs. Ambient Temperature

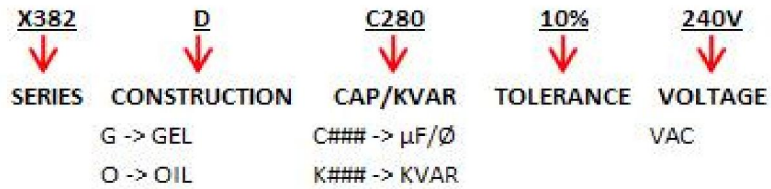


# DIMENSIONAL CHARACTERISTICS



# ORDERING INSTRUCTIONS

EXAMPLE - X382G C100 10% 240V



## RECOMMENDED TORQUE SETTINGS

\*These settings are suggested to hold two parts together with such a force that is greater than any external force that could separate the two objects, yet still maintain strength of the bolt and its bond to the internal buss structure of the capacitor.

BOLT SIZE	TYPICAL (IN/LBS)	MAX (IN/LBS)
M6	41	59
¼-20	43	62
M8	89	127
3/8 – 16	134	192
M10	172	246
7/16-14	222	317
M12	265	379
½-13	295	422

VISIT [WWW.ASCAPACITOR.COM](http://WWW.ASCAPACITOR.COM) TO VIEW RELATED POWER CAPACITORS



X382 STYLE



IFP STYLE



THD STYLE

## ASCAPACITORS

AMERICAN SHIZUKI CORPORATION  
 301 WEST "O" STREET OGALLALA, NE 69153  
 PHONE: 308.284.3611  
 FAX: 308.284.2708

[SALES@ASCAPACITOR.COM](mailto:SALES@ASCAPACITOR.COM) [WWW.ASCAPACITOR.COM](http://WWW.ASCAPACITOR.COM)